


RECAP USSBA - NEW JERSEY STATE CHAMPIONSHIP 1A AT PARLIN, NJ

	BORDENTOWN REG HS (NJ)	BAYONNE HS (NJ)	RIVER DELL REG HS (NJ)	MANVILLE HS (NJ)	SHORE REGIONAL HS (NJ)	POMPTON LAKES HS (NJ)	GLOUCESTER CITY HS (NJ)	FLORENCE TWP MEMORIAL HS (NJ)	LAKEWOOD HS (NJ)	EASTERN REGIONAL HS (NJ)	LENAPE VALLEY REG HS (NJ)	DUNELLEN HS (NJ)	SAYREVILLE WAR MEMORIAL HS (NJ)	MANCHESTER TOWNSHIP HS (NJ)	MAPLE SHADE HS (NJ)
Music Performance DENNIS ARGUL	314	321	305	311	331	306	297	325	318	335	311	307	316	304	312
Music Ensemble DAVID TINTLE	318	310	304	307	322	315	293	328	306	334	325	330	339	324	305
Music Total	632 9	631 10	609 18	618 15	653 4	621 14	590 20	653 4	624 13	669 2	636 7	637 6	655 3	628 12	617 16
MT X .50 X .100	31.600	31.550	30.450	30.900	32.650	31.050	29.500	32.650	31.200	33.450	31.800	31.850	32.750	31.400	30.850
Visual Performance JUDY ULCHINSKY	318	323	309	329	325	326	305	321	332	327	322	319	341	337	324
Visual Total	318 18	323 14	309 19	329 7	325 12	326 10	305 20	321 16	332 6	327 9	322 15	319 17	341 2	337 4	324 13
VT X .75 X .100	23.850	24.225	23.175	24.675	24.375	24.450	22.875	24.075	24.900	24.525	24.150	23.925	25.575	25.275	24.300
Overall Effect AL DICROCE	318	310	300	305	325	303	290	330	295	335	320	332	340	328	308
Effect Total	318 10	310 11	300 18	305 15	325 7	303 16	290 20	330 5	295 19	335 3	320 9	332 4	340 2	328 6	308 13
ET X .75 X .100	23.850	23.250	22.500	22.875	24.375	22.725	21.750	24.750	22.125	25.125	24.000	24.900	25.500	24.600	23.100
Color Guard EDWARD DOSCHER	313 17	343 4	318 16	322 13	337 5	325 12	310 18	335 6	307 19	321 14	327 10	320 15	362 1	352 3	329 9
Percussion BOB GROSS	322 6	312 17	314 16	326 4	319 9	311 18	309 19	316 13	306 20	337 1	320 8	321 7	328 3	315 15	318 12
Sub Total	79.300	79.025	76.125	78.450	81.400	78.225	74.125	81.475	78.225	83.100	79.950	80.675	83.825	81.275	78.250
Penalty	0	0	0	0	0	0	0	0	0	0	0	0	0	0	0
Total	79.300	79.025	76.125	78.450	81.400	78.225	74.125	81.475	78.225	83.100	79.950	80.675	83.825	81.275	78.250
Group	1 A	1 A	1 A	1 A	1 A	1 A	1 A	1 A	1 A	1 A	1 A	1 A	1 A	1 A	1 A
Placement	11	12	19	15	5	17	20	4	17	3	9	7	2	6	16


Show Coordinator	LARRY RICHEK	Assistant Show Coordinator	FRANK MULVANEY	Tabulator	ANDREA JENNER
------------------	--------------	----------------------------	----------------	-----------	---------------

RECAP USSBA - NEW JERSEY STATE CHAMPIONSHIP 1A AT PARLIN, NJ

 GATEWAY REG HS (NJ)	WEEHAWKEN HS (NJ)	PENNSVILLE MEMORIAL HS (NJ)	JOHN F KENNEDY HS (NJ)	ROBBINSVILLE HS (NJ)	
Music Performance DENNIS ARGUL	332	308	310	313	300
Music Ensemble DAVID TINTLE	344	308	320	321	300
Music Total	676 1	616 17	630 11	634 8	600 19
MT X .50 X .100	33.800	30.800	31.500	31.700	30.000
Visual Performance JUDY ULCHINSKY	339	334	328	326	343
Visual Total	339 3	334 5	328 8	326 10	343 1
VT X .75 X .100	25.425	25.050	24.600	24.450	25.725
Overall Effect AL DICROCE	346	323	301	309	306
Effect Total	346 1	323 8	301 17	309 12	306 14
ET X .75 X .100	25.950	24.225	22.575	23.175	22.950
Color Guard EDWARD DOSCHER	358 2	331 8	326 11	305 20	333 7
Percussion BOB GROSS	324 5	316 13	319 9	335 2	319 9
Sub Total	85.175	80.075	78.675	79.325	78.675
Penalty	0	0	0	0	0
Total	85.175	80.075	78.675	79.325	78.675
Group	1 A	1 A	1 A	1 A	1 A
Placement	1	8	13	10	13


Show Coordinator	LARRY RICHEK	Assistant Show Coordinator	FRANK MULVANEY	Tabulator	ANDREA JENNER
-------------------------	--------------	-----------------------------------	----------------	------------------	---------------

RECAP USSBA - NJ STATE CHAMPIONSHIPS 1A, 3A, 6A AT PARLIN, NJ

	RANDOLPH HS (NJ)	BURLINGTON CITY HS (NJ)	RIDGE HS (NJ)	NORTH BERGEN HS	CHEROKEE HS (NJ)	NORTHERN BURLINGTON COUNTY	AUDUBON HS (NJ)	SOUTH PLAINFIELD HS (NJ)	MIDDLETOWN HS SOUTH (NJ)	COLUMBIA HS (NJ)	NORTH WARREN REGIONAL HS	SPARTA HS (NJ)	MORRISTOWN HS (NJ)	OVERBROOK HS (NJ)
Music Performance DENNIS ARGUL	347	328	341	320	356	324	326	334	314	343	354	336	345	329
Music Ensemble DAVID TINTLE	350	334	338	316	323	330	327	332	310	331	344	341	333	334
Music Total	697 1	662 9	679 2	636 12	679 2	654 10	653 11	666 7	624 13	674 6	698 1	677 5	678 4	663 8
MT X .50 X .100	34.850	33.100	33.950	31.800	33.950	32.700	32.650	33.300	31.200	33.700	34.900	33.850	33.900	33.150
Visual Performance JUDY ULCHINSKY	335	345	339	331	336	363	343	349	315	346	341	351	337	327
Visual Total	335 1	345 5	339 8	331 11	336 10	363 1	343 6	349 3	315 13	346 4	341 7	351 2	337 9	327 12
VT X .75 X .100	25.125	25.875	25.425	24.825	25.200	27.225	25.725	26.175	23.625	25.950	25.575	26.325	25.275	24.525
Overall Effect AL DICROCE	351	339	345	321	330	335	333	337	316	326	352	348	324	328
Effect Total	351 1	339 4	345 3	321 12	330 8	335 6	333 7	337 5	316 13	326 10	352 1	348 2	324 11	328 9
ET X .75 X .100	26.325	25.425	25.875	24.075	24.750	25.125	24.975	25.275	23.700	24.450	26.400	26.100	24.300	24.600
Color Guard EDWARD DOSCHER	340 1	357 1	348 4	326 11	342 7	345 5	340 8	352 2	325 12	343 6	350 3	338 9	332 10	323 13
Percussion BOB GROSS	332 1	342 1	331 4	314 12	330 5	316 11	340 2	318 10	312 13	319 9	322 7	320 8	323 6	337 3
Sub Total	86.300	84.400	85.250	80.700	83.900	85.050	83.350	84.750	78.525	84.100	86.875	86.275	83.475	82.275
Penalty	0	0	0	0	0	0	0	0	0	0	0	0	0	0
Total	86.300	84.400	85.250	80.700	83.900	85.050	83.350	84.750	78.525	84.100	86.875	86.275	83.475	82.275
Group	6 A	3 A	3 A	3 A	3 A	3 A	3 A	3 A	3 A	3 A	3 A	3 A	3 A	3 A
Placement	1	6	3	12	8	4	10	5	13	7	1	2	9	11

Show Coordinator	RAY SCHOFEILD	Assistant Show Coordinator	JASON STEVENS	Tabulator	ERNIE MUSKA
------------------	---------------	----------------------------	---------------	-----------	-------------

RECAP USSBA - NEW YORK STATE CHAMPIONSHIPS AT PARLIN, NJ

	DEER PARK HS (NY)	MANHASSET HS (NY)	OCEANSIDE HS	LINDENHURST HS (NY)	HICKSVILLE	TOTTENVILLE HS
Music Performance DENNIS ARGUL	300	329	307	315	336	333
Music Ensemble DAVID TINTLE	290	315	300	327	330	333
Music Total	590 2	644 1	607 1	642 2	666 1	666 1
MT X .50 X .100	29.500	32.200	30.350	32.100	33.300	33.300
Visual Performance JUDY ULCHINSKY	297	324	318	345	350	332
Visual Total	297 2	324 1	318 1	345 2	350 1	332 1
VT X .75 X .100	22.275	24.300	23.850	25.875	26.250	24.900
Overall Effect AL DICROCE	294	319	309	331	323	336
Effect Total	294 2	319 1	309 1	331 1	323 2	336 1
ET X .75 X .100	22.050	23.925	23.175	24.825	24.225	25.200
Color Guard EDWARD DOSCHER	298 2	337 1	329 1	347 1	344 2	333 1
Percussion BOB GROSS	296 2	305 1	309 1	336 1	316 2	325 1
Sub Total	73.825	80.425	77.375	82.800	83.775	83.400
Penalty	0	0	0	0	0	0
Total	73.825	80.425	77.375	82.800	83.775	83.400
Group	1 A	1 A	2 A	3 A	3 A	5 A
Placement	2	1	1	2	1	1

Show Coordinator	RAY SCHOFEILD	Assistant Show Coordinator	JASON STEVENS	Tabulator	ERNIE MUSKA
-------------------------	---------------	-----------------------------------	---------------	------------------	-------------